

NEW COMPACT HMI 6 kW Fresnel

Spare Parts

27081 HMI 6 Kw fresnel - 230V CE only

28889 Colour Frame

28887 8 Leaf Barndoor

28886 4 Leaf Barndoor

28209 8m Extension cable 230V CE

28836 15m Extension cable 120V cUL



Sheet n°19 - 992.50.56

Date January 2004

5390.110



5390/180 WIRE GUARD ASSEMBLY



5390/103 LENS DIA. 450 MM



293/25 MIRROR




5390/105 HINGED BRACKET ASSEMBLY



5390/104 FIXED BRACKET




5390/106 COMPLETE HINGE ASSEMBLY



4511/2 DOOR LOCK ASSEMBLY



5390/107 HINGE PIN



5390/210 GUIDE RAILS PACK OF 2 PIECES



5390/216 FOCUS CONTROL ASSEMBLY



5390/123 BUSHING FOR GUIDE RAILS




5485/13 FOCUS KNOB




5390/109 CARRIAGE



2090/26 MIRROR SUPPORT



5390/211 LAMP SOCKET G38 COMPLETE ASSEMBLY




5390/214 HIGH VOLTAGE CABLE PACK OF 2 PIECES



17

2080/44 MICRO SWITCH
PACK OF 2 PIECES



18

5390/217 COMPLETE MICRO
SWITCH ASSEMBLY



19

2080/70 PUSH BUTTON RED




20

2080/71 PUSH BUTTON GREEN




21

5360/21 PUSH BUTTONS
SUPPORT



22

5360/23 PUSH BUTTON SHIELD




23

5390/218 COMPLETE PUSH
BUTTON ASSEMBLY




24

5485/17 HOUR COUNTER
100-230V 50/60Hz



25

3000/13 IGNITER TYPE AD
6055/Q IREM



26

5390/215 IGNITER INSULATING
SHIELD



27

5390/219 INPUT CABLE



28

3002/2 IN LINE PLUG



29

3002/1 IN LINE SOCKET



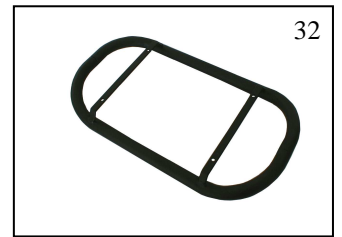
30

5485/12 CABLE CLAMP WITH
REDUCTION
COLLARE



31

5485/651 BLACK STIRRUP
LOCKOFF KNOBS
AND HARDWARE KIT



32

5390/220 SKID